

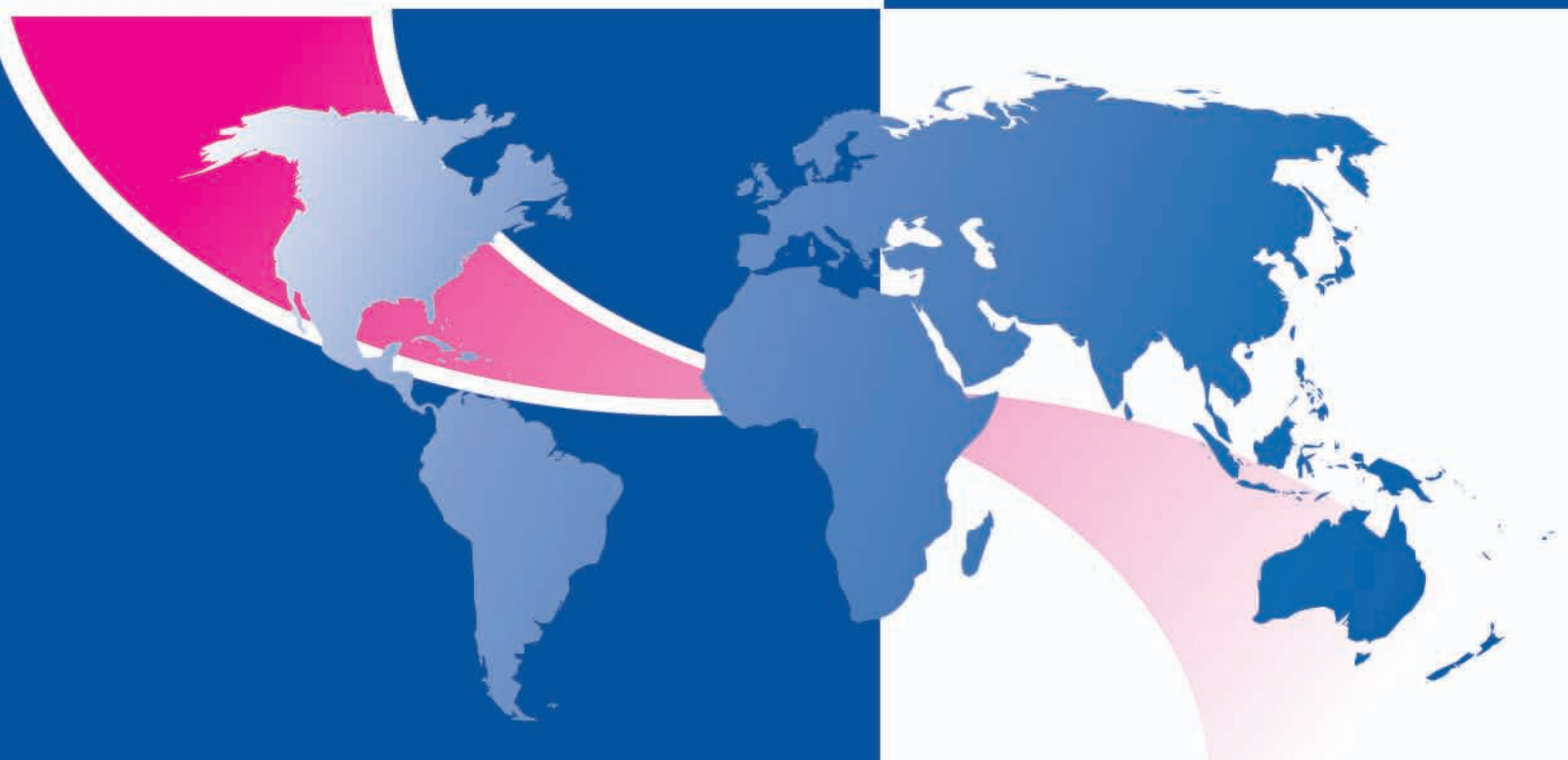


 
FILTRAZIONE IDRAULICA
HYDRAULIC FILTRATION

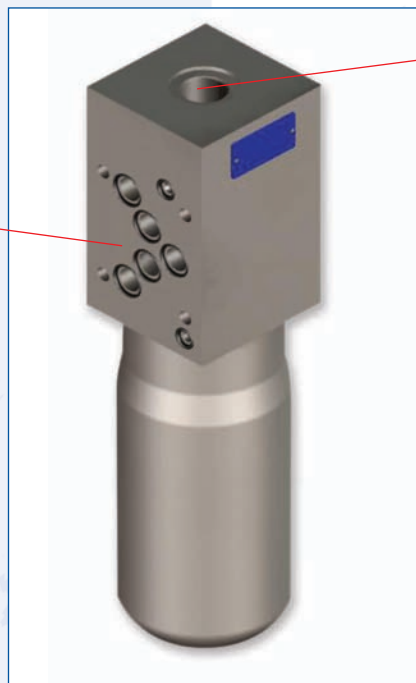


FILTREC[®]
Technical Filtration

serie
FDM-1



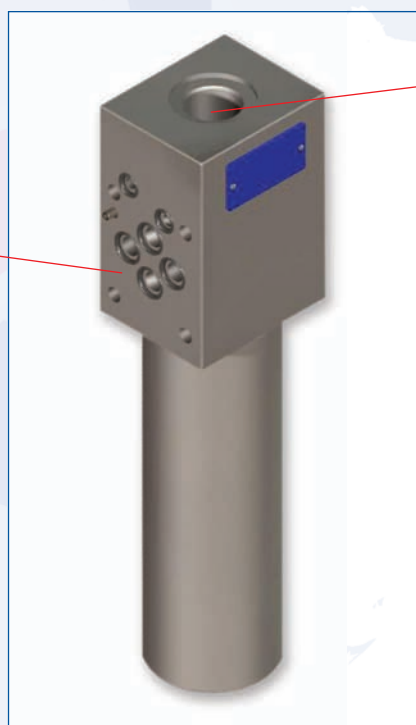
FDM-1-11 / FDM-1-12



PREDISPOSIZIONE INDICATORE
DIFFERENZIALE
DIFFERENTIAL INDICATOR PORT

PIANO DI POSA CONFORME A
CETOP 05
CETOP 05 INTERFACE

FDM-1-08



PREDISPOSIZIONE INDICATORE
DIFFERENZIALE
DIFFERENTIAL INDICATOR PORT

PIANO DI POSA CONFORME A
CETOP 03
CETOP 03 INTERFACE

Serie FDM-1

Filtri in linea modulare per alte pressioni *Modular in-line high pressure filters*



CORPO FILTRO

Descrizione:**Portata massima:****Pressione max di esercizio:****Pressione di prova:****Pressione di scoppio:****Connessioni:****Indicatore intasamento:****Valvola by-pass:****Temperatura di esercizio:****Materiali:****Compatibilità con fluidi:**

Caratteristiche tecniche

Filtri di linea modulare per alte pressioni con cartuccia rigenerabile o a perdere.

15/45 lt/min

Secondo NFPA T 3.10.5.1: 315 Bar

Secondo NFPA T 3.10.5.1: 400 Bar

Secondo NFPA T 3.10.5.1: 945 Bar

CETOP - 03/05

Differenziale visivo e visivo elettrico, taratura 5 e 8 bar

Senza

-25°C +120°C

- Testata: acciaio
- Contenitore: acciaio
- Guarnizioni: Buna-N / Viton®

ISO 2943: F iltro compatibile con oli minerali ed alcuni oli sintetici e vegetali. Per altri fluidi contattare FILTREC S.p.A.

ELEMENTO FILTRANTE

Setto filtrante:**Pressione di collasso:**

Microfibra di vetro 3,6,10,25 μ

Tela metallica 10, 25 μ

Secondo ISO 2941: 21/210 Bar



FILTER HEAD

Description:**Max flow rate:****Max working pressure:****Test pressure:****Burst pressure:****Port connections:****Indicator:****By-pass valve:****Working temperature:****Materials:****Fluids compatibility:**

Technical Information

Modulare in line high pressure filter assembly with cleanable or throw way elements

15/45 lt/min (4/12 gpm)

As per NFPA T 3.10.5.1: 315 Bar (4560 psi)

As per NFPA T 3.10.5.1: 400 Bar (5800 psi)

As per NFPA T 3.10.5.1: 945 Bar (13700 psi)

CETOP - 03/05

Visual and visual electric differential indicator setting 5 and 8 bar (72,5 and 116 psi)

Without

-25°C +120°C (-13°F +248°F)

- Head: steel
- Cover: steel
- Seal: Buna-N / Viton®

ISO 2943: Filters are compatible with most mineral oils and some synthetic-vegetable oils. For other fluids applications, please contact Filtrec S.p.A.

FILTER ELEMENT

Filter element:**Collapse pressure:**

Microglass fiber 3,6,10,25 μ

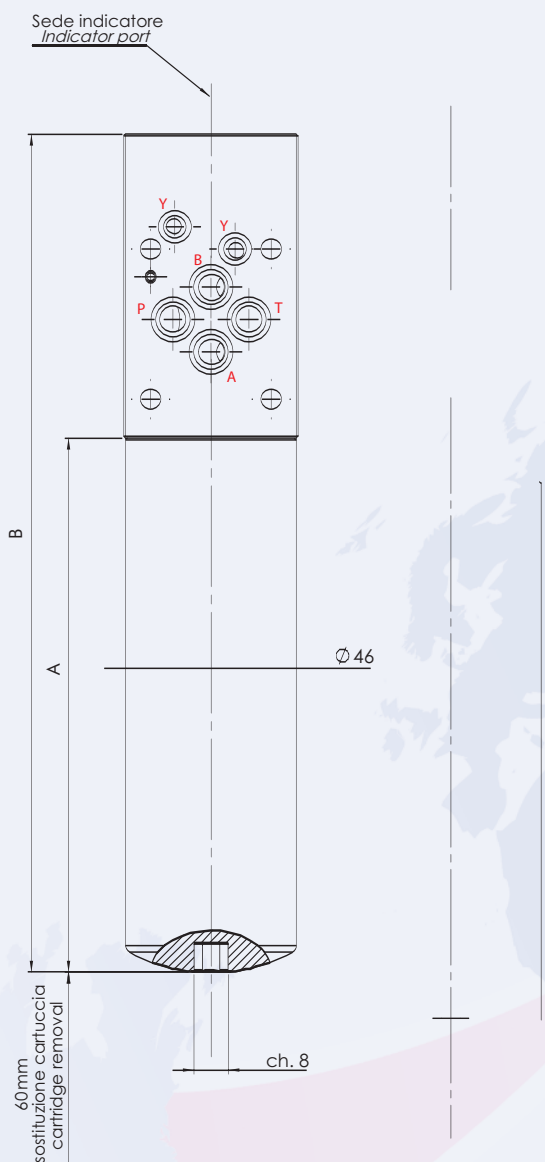
Wire mesh 10, 25 μ

As for ISO 2941: 21/210 Bar

Informazioni dimensionali - Overall dimensions

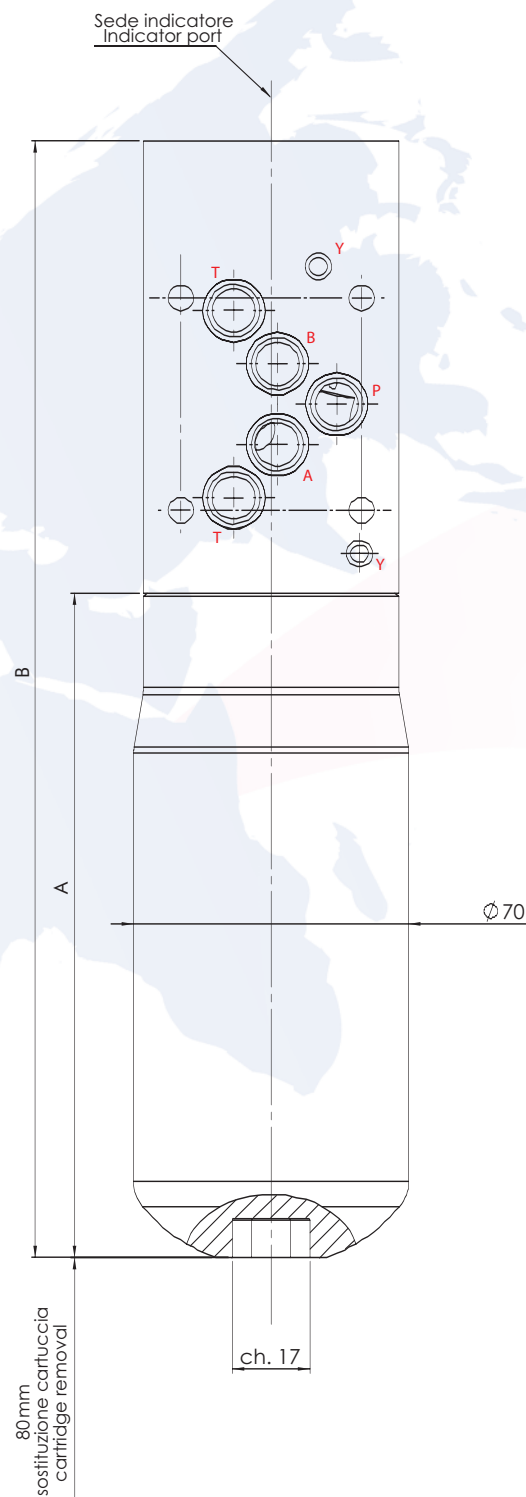
FDM-1-08

Versione destra



FDM-1-11/ FDM-1-12

Versione destra



1) Grandezza nominale - Nominal size

Codice - Code	A	B	Cart. ricambio - element
FDM-1-08	144	226	D-1-08
FDM-1-11	169	284	D-1-11
FDM-1-12	265	380	D-1-12

2) Grado di filtrazione - Filtration ratings

Codice - Code	Materiale - Media	Efficienza - Efficiency
0	senza cartuccia/ no element	-----
G03	microfibra inorganica microglass fiber	$\beta_3 \geq 1000$
G06		$\beta_6 \geq 1000$
G10		$\beta_{10} \geq 1000$
G25		$\beta_{25} \geq 1000$
T10	tela metallica / wire mesh	-----
T25		-----

3) Collasso cartuccia - Element collapse

Codice - Code	Δp (Bar) - Δp (PSI)
A	21 Bar - 304,5 PSI*
B	210 Bar - 3045 PSI

* Non disponibile per D-1-08
* Not available for D-1-08

4) Guarnizioni - Seals

Codice - Code	Tipo - Type
---	NBR
V	Viton®

5) Valvola di by-pass - By-pass valve

Codice - Code	Taratura - Setting
0	senza without

6) Posizione contenitore - Housing position

Codice - Code	Taratura - Setting
D	contenitore destro/ right housing
S	contenitore sinistro / left housing *

* Solo su richiesta
* Only on request

7) Indicatori - Indicator

Codice Code	Tipo indicatore - Indicator type	Taratura Setting
0	senza / without	-----
Z12	differenziale visivo differential visual	5 Bar 72,5 psi
Z13	differenziale visivo ed elettrico differential visual and electrical	5 Bar 72,5 psi
Z17	differenziale visivo differential visual switch	8 Bar 116 psi
Z18	differenziale visivo ed elettrico differential visual and electrical	8 Bar 116 psi

Codici per l'ordinazione - Ordering information

Filtro completo
Filter assembly

FDM-1

08	G10	B	V	0	D	Z17
1*	2*	3*	4*	5*	6*	7*

Cartuccia
Filter elements

D1

08	G10	B	V
1*	2*	3*	4*

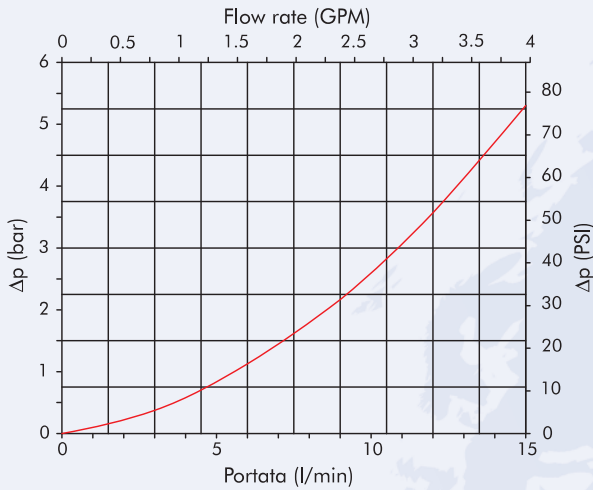
Curve di portata - Pressure drop charts

Le curve (secondo ISO 3968 classe B) sono ottenute con olio minerale avente viscosità di 30 cSt e densità di 0,86 Kg/dm³.

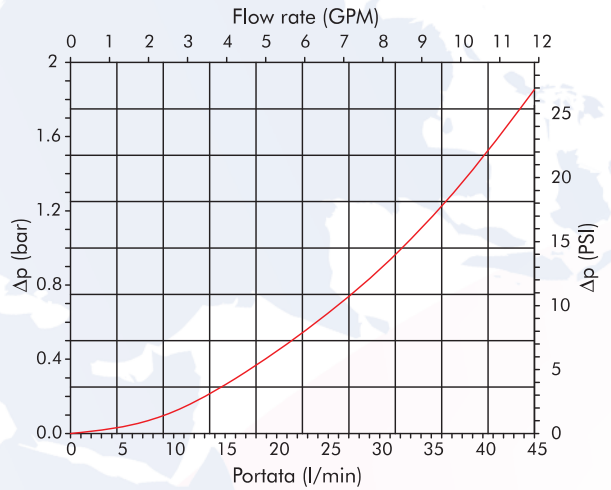
Per viscosità e densità diverse i dati variano, in prima approssimazione proporzionalmente.

Pressure drop charts as per ISO 3968 class B. 30 cSt viscosity mineral oil.

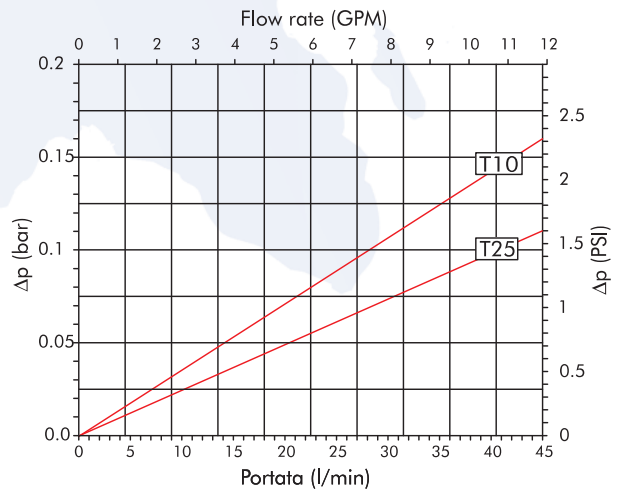
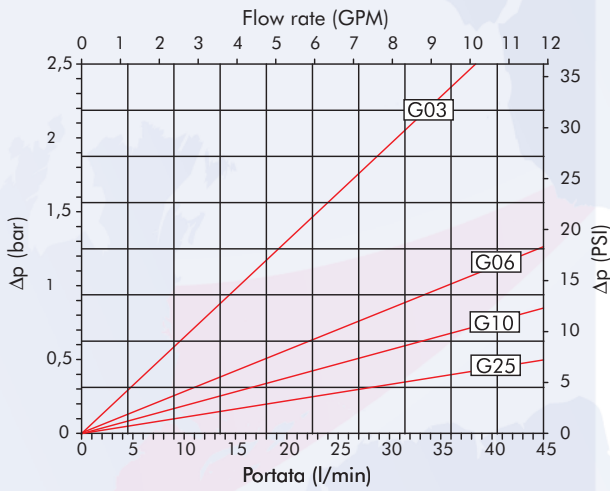
Filtro FDM-1-08
Housing FDM-1-08



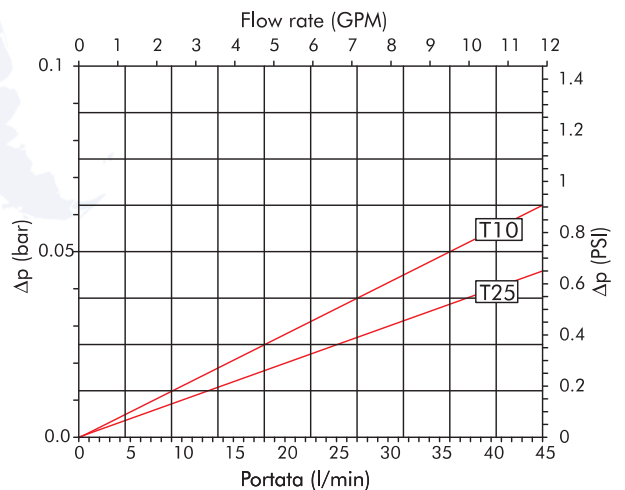
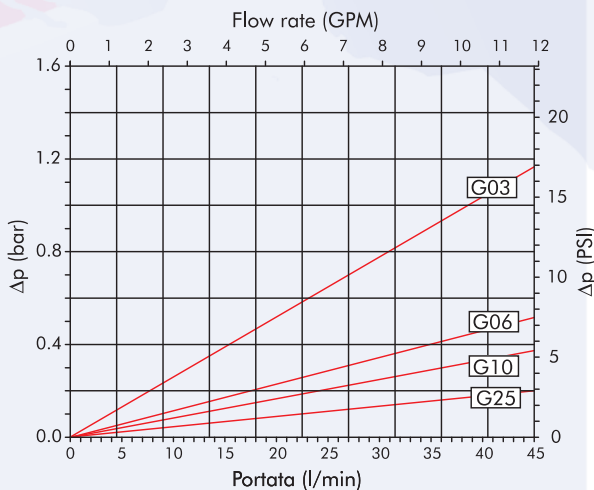
Filtro FDM-1-11/12
Housing FDM-1-11/12



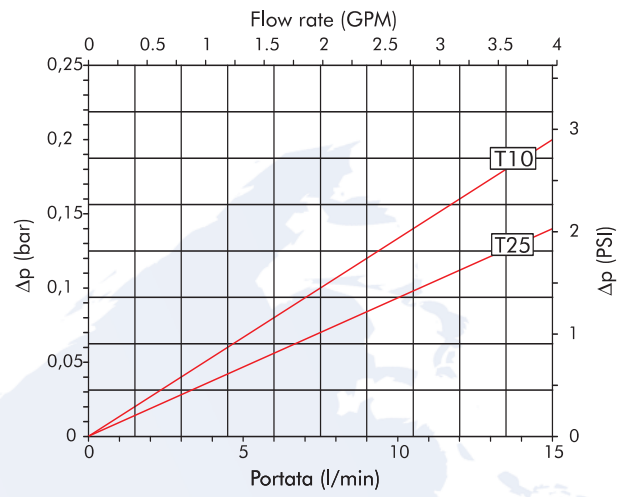
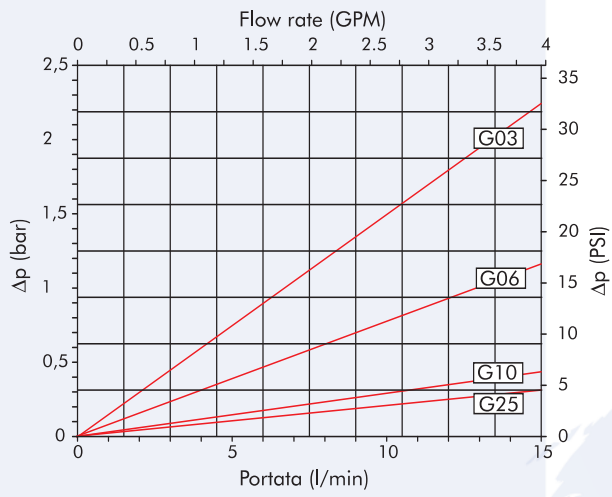
D-1-11-...-A



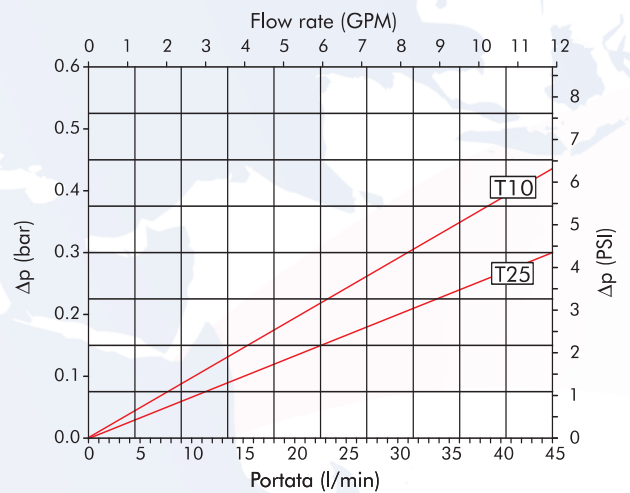
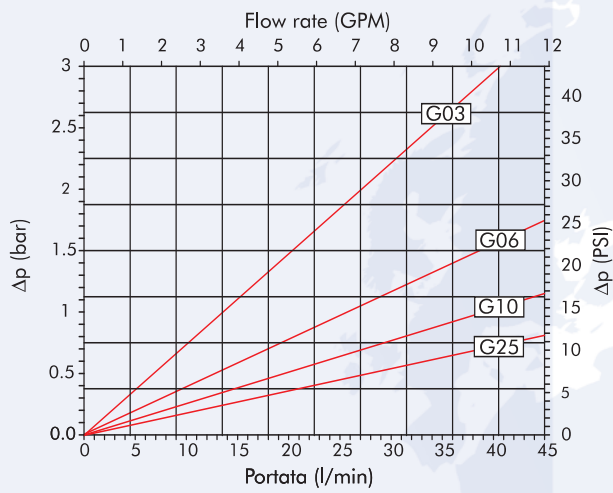
D-1-12-...-A



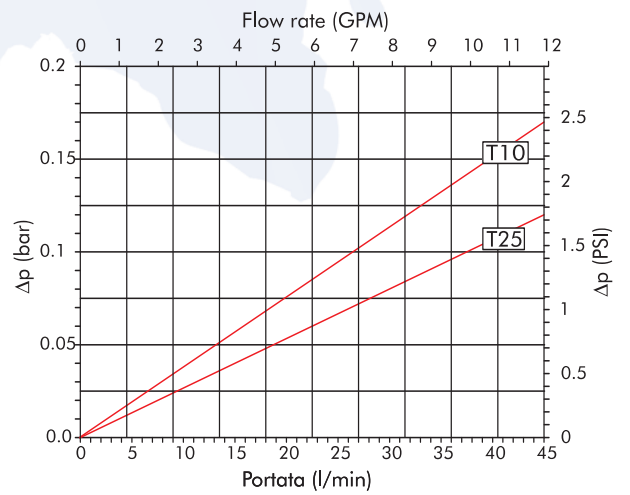
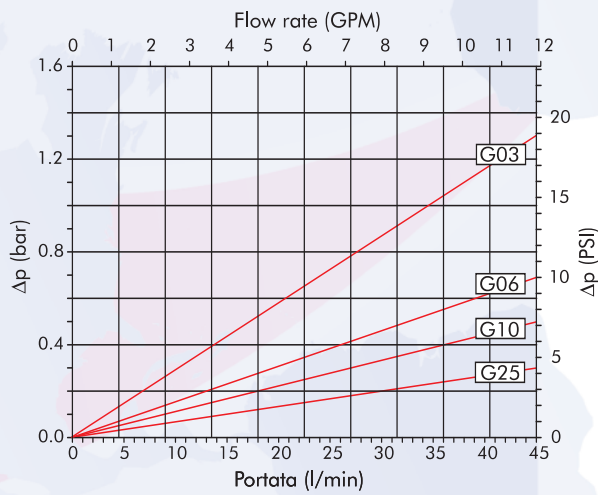
D-1-08-...-B



D-1-11-...-B



D-1-12-...-B



FILTREC S.p.A.
HEAD OFFICE - OVERSEAS OPERATIONS

25046 Cazzago San Martino (BS) Italy - Via E. Mattei, 28/30
Phone +39 030.7241039 - Fax +39 030.7240436
E-mail: info@filtrec.it - Web site: www.filtrec.com

FILTREC IBERICA S.L.
IN SPAIN, ANDORRA, PORTUGAL AND MOROCCO

Ctra. Sabadell a Mollet, km. 5 nave 14
08130 Sta. Perpétua de la Mogoda - (Barcelona) España
Phone +34 93 560 63 11 - Fax +34 93 560 38 62
E-mail: info@filtrec.es - Web site: www.filtrec.es

FILTREC ASIA PACIFIC Ltd.
IN AUSTRALIA - ASIA PACIFIC

P.O. Box 1345 - Clayton Vic 3168 Australia
Phone +61 3 9543 2633 - Fax +61 3 9543 7644
E-mail: info@filtrec.com.au - Web site: www.filtrec.com

FILTREC NORTH AMERICA Ltd.
IN U.S.A. - CANADA - MEXICO

Phone 1-888-FILTREC OR (705) 256-6622
Fax (705) 256-6064
E-mail: information@filtrec.net - Web site: www.filtrec.com

IN CANADA:

P.O. Box 696
Sault Ste. Marie, Ontario
P6A 5N2

IN THE UNITED STATES:

P.O. Box 1222
Sault Ste. Marie, Michigan
49783

FILTREC MIDDLE EAST FZC
IN MIDDLE EAST

P.O. Box 50047 - Ras Al Khaimah
United Arab Emirates
Phone: +971 7 2660 488 - Fax: +971 7 2660 499
E-mail: info@filtrec.ae - Web site: www.filtrec.ae

www.filtrec.com